

BACK PATCH REGULATION POLICY



November 30, 2016

Back patch regulation policy

In the past year, we have seen a rise in the use of back patches in competitions in Canada. Although most of these back patches comply with IJF rules, an increasing number of them do not. Because of this trend, Judo Canada believes that it is important to implement new back patch regulations for Judo Canada's points events that balance the need for a standardized uniform with the players desire to relate themselves to their provinces, countries and clubs.

The back patches worn by Canadian athletes will have to comply with this regulation. Specifically, the patches may contain the following items:

1. player's name at the top of the back patch
2. player's country or province (using codes listed below) in the middle of the back patch
3. player's judo club name and judo club symbol (as long as these symbols do not violate Judo Canada's code of conduct) at the lower part of the back patch.

Country or province	Code English	Code French	International
• Canada	Can.	Can	CAN
• Alberta	Alta	Alb.	AB
• British Columbia	B.C.	C.B.	BC
• Manitoba	Man.	Man.	MB
• New Brunswick	N.B.	N.-B.	NB
• Newfoundland	N.L.	T.-N.-L.	NL
• Northwest Territories	N.W.T.	T.N.-O.	NT
• Nova Scotia	N.S.	N.-É.	NS
• Nunavut	Nvt.	Nt	NU
• Ontario	Ont.	Ont.	ON
• Prince Edward Island	P.E.I.	I.-P.-É.	PE
• Quebec	Que.	Qc	QC
• Saskatchewan	Sask.	Sask.	SK
• Yukon	Y.T.	Yn.	YT

BACK PATCH REGULATION POLICY

In addition, advertisements may only be placed on the judogi in compliance with the IJF rules.

Furthermore, the judo club crest can be placed instead of the national emblem on the upper left side of the judogi's vest.

You will find in this document details on how back patches should be sewn on the judogi in compliance with Judo Canada's regulations.

Judo Canada will not strictly apply these regulations to individuals from other countries competing in Judo Canada's points events unless the back patches violate Judo Canada's code of conduct. These cases will be dealt with individually.

Finally, Judo Canada does not require athletes to wear IJF approved judogis as long as the judogi does not violate any IJF rules.

Acceptable in Canada



BACK PATCH REGULATION POLICY

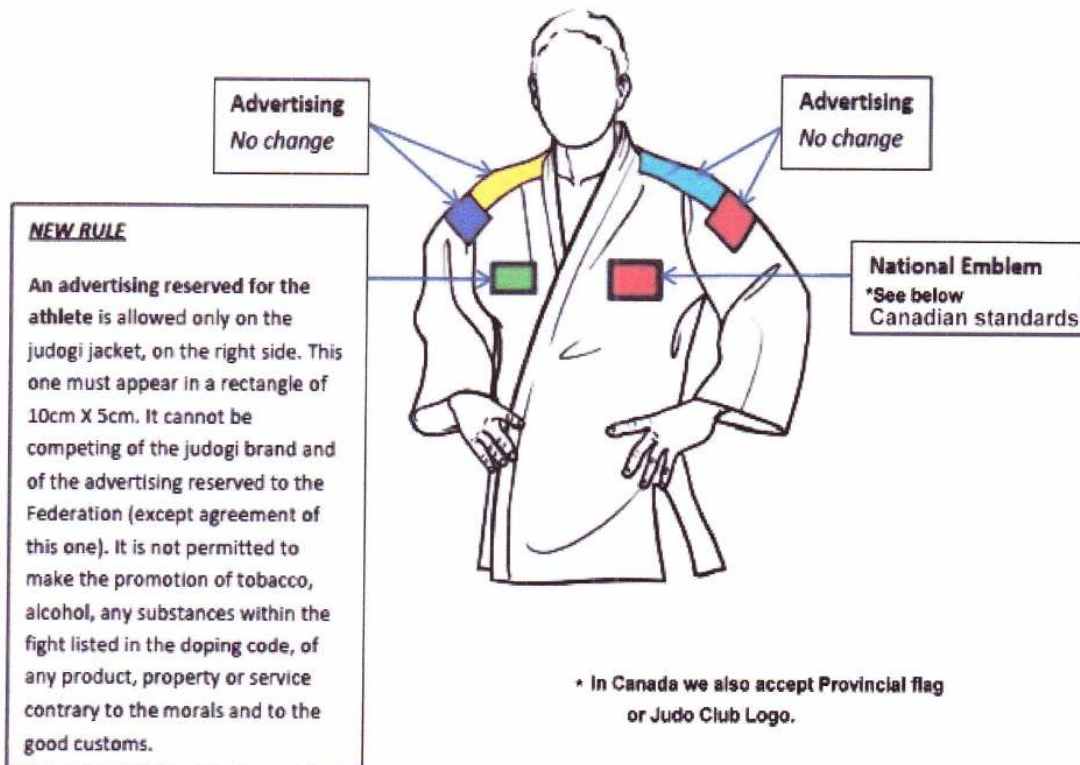


Judo Canada's programs are sponsored in part by Sport Canada

Canada

Additional advertising reserved for the athlete


The International Judo Federation wished that the athletes could provide their economic partners an advertising space allowing them to make their own promotion. This rule will apply from the next World Championships in Chelyabinsk in 2014.



Sewing instructions:



Industrial sewing




Use strong needles



Incorrect application!

It is best to have your Backnumber sewed on by a saddler or tailor who has got an industrial sewing machine. Please use strong and thick needles. Depending on how thick your Judogi is needles could also break. Please also note that it is not permitted to change the Backnumber.



Suggestion for a national Backnumber




Stipulations for IJF/EJU Backnumbers



Incorrect application!

It is essential to use white thread for sewing. Sew as close as possible along the outer edge of your backnumber and then as shown above.



Backnumbers must be horizontally adjusted in the central section at an exact distance of 3 cm from the bottom of the collar when attached to the back of your Judogi.